



ಬೃಹತ್ ಬೆಂಗಳೂರು ಮಹಾನಗರ ಪಾಲಿಕೆ  
Bruhat Bengaluru Mahanagara Palike



# BBMP COVID-19 WAR ROOM 12.07.2022

BBMP / COVID-19 WAR ROOM / BULLETIN – 841 /12.07.2022 / #BBMPfightsCOVID19



# OVERVIEW OF COVID-19 IN BENGALURU



## CASE TRENDS

ACTIVE CASES **5,987**

### Confirmed Cases

**832**

18,14,349 #

### Recovered Cases

**1,101**

17,91,391 #

### Death Cases

**0**

16,971 #



## HOSPITALIZATION

**58**

### ICU – V

-

### ICU

7

### HDU

1

### General

50

INCLUDES GOVT. QUOTA AND PRIVATE WALK-IN HOSPITALIZATION



## VACCINATION

**7,052**

1,98,46,726 #

### First Dose

**670**

96,39,808 #

### Second Dose

**2,974**

93,20,744 #

### Precaution Dose

**3,408**

8,86,174 #



## TRIAGING

### MTU

**16**

### Tele Triage

**510**



## ACTIVE CLUSTERS

**15**

Budding Clusters  
(<5 Cases)

**14**

Clusters (> 5 cases)

**1**



## TESTING

**17,425**

3,07,26,922 #

### RAT

**3,897**

### RTPCR

**13,528**

Positivity : 5.08%

\*FOR LAST 7 DAYS

# : indicates cumulative numbers till date



# ABSTRACT OF COVID-19 SCENARIO IN BENGALURU

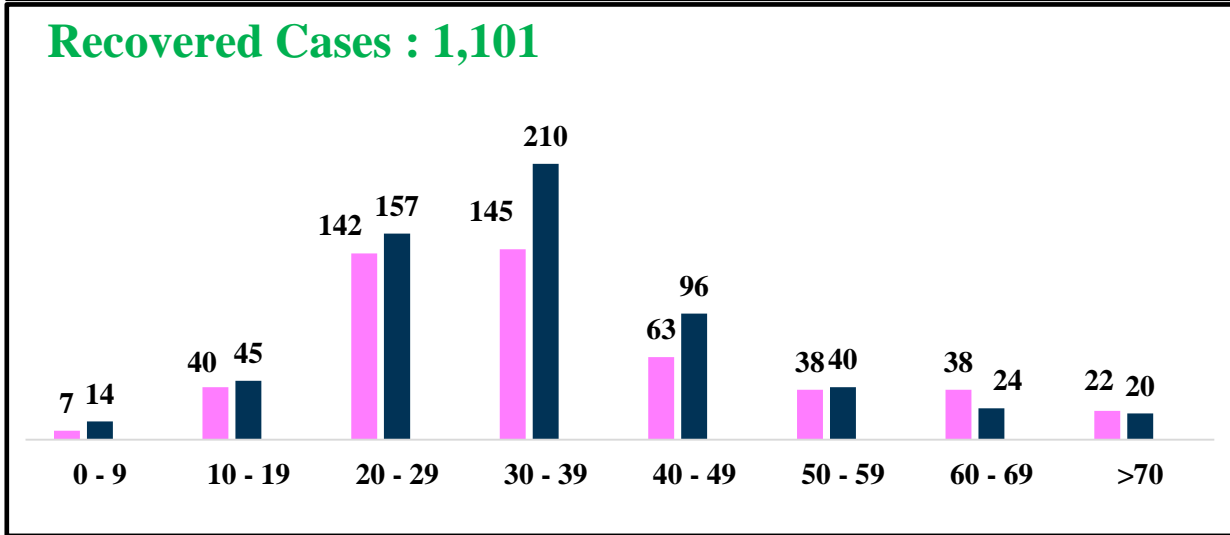
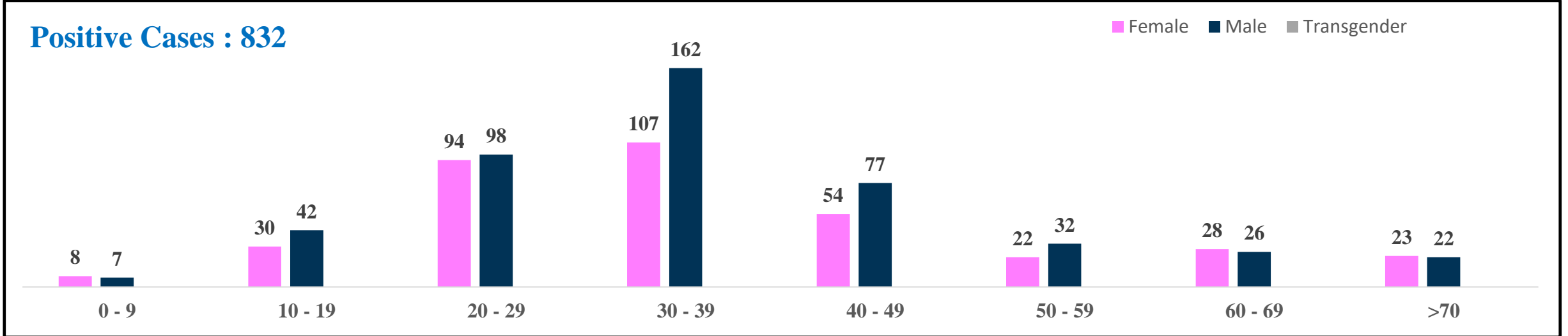


	MALE			FEMALE			TRANSGENDER			TOTAL		
	Last 24 Hours	Last 7 Days	Cumulative	Last 24 Hours	Last 7 Days	Cumulative	Last 24 Hours	Last 7 Days	Cumulative	Last 24 Hours	Last 7 Days	Cumulative
<b>Positive Cases</b>	466	3,389	10,71,498	366	2,773	7,41,959	0	0	196	<b>832</b>	<b>6,162</b>	<b>18,14,349</b>
<b>Recovered Cases</b>	606	3,321	10,57,356	495	2,841	7,33,943	0	0	185	<b>1,101</b>	<b>6,162</b>	<b>17,91,391</b>
<b>Death Cases</b>	0	1	10,748	0	0	6,219	0	0	4	<b>0</b>	<b>1</b>	<b>16,971</b>
<b>Total Tests Done</b>	<b>In Last 24 hrs. : 17,425</b>			<b>In last 7 days : 1,21,406</b>			<b>Cumulative : 3,07,26,922</b>					
<b>Vaccine Doses Administered</b>	<b>In Last 24 hrs. : 7,052</b>			<b>In last 7 days : 75,546</b>			<b>Cumulative : 1,98,46,726</b>					
<b>ACTIVE CASES</b>									<b>5,987</b>			

\*Covid deaths occurred today : 00 | Covid deaths occurred beyond last 24 hrs., reported today : 00

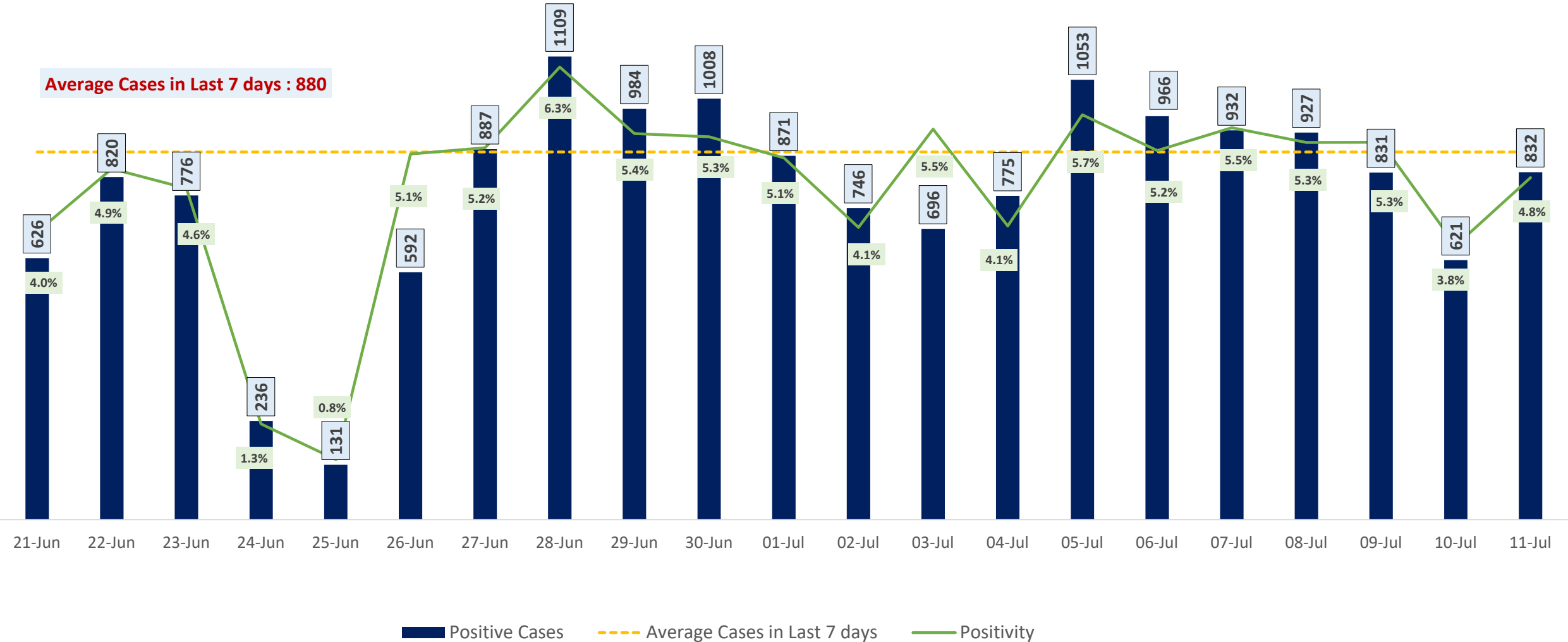


# LAST 24 HOURS AGE GROUP AND GENDER WISE DISTRIBUTION





# POSITIVITY RATE OF BENGALURU – LAST 21 DAYS

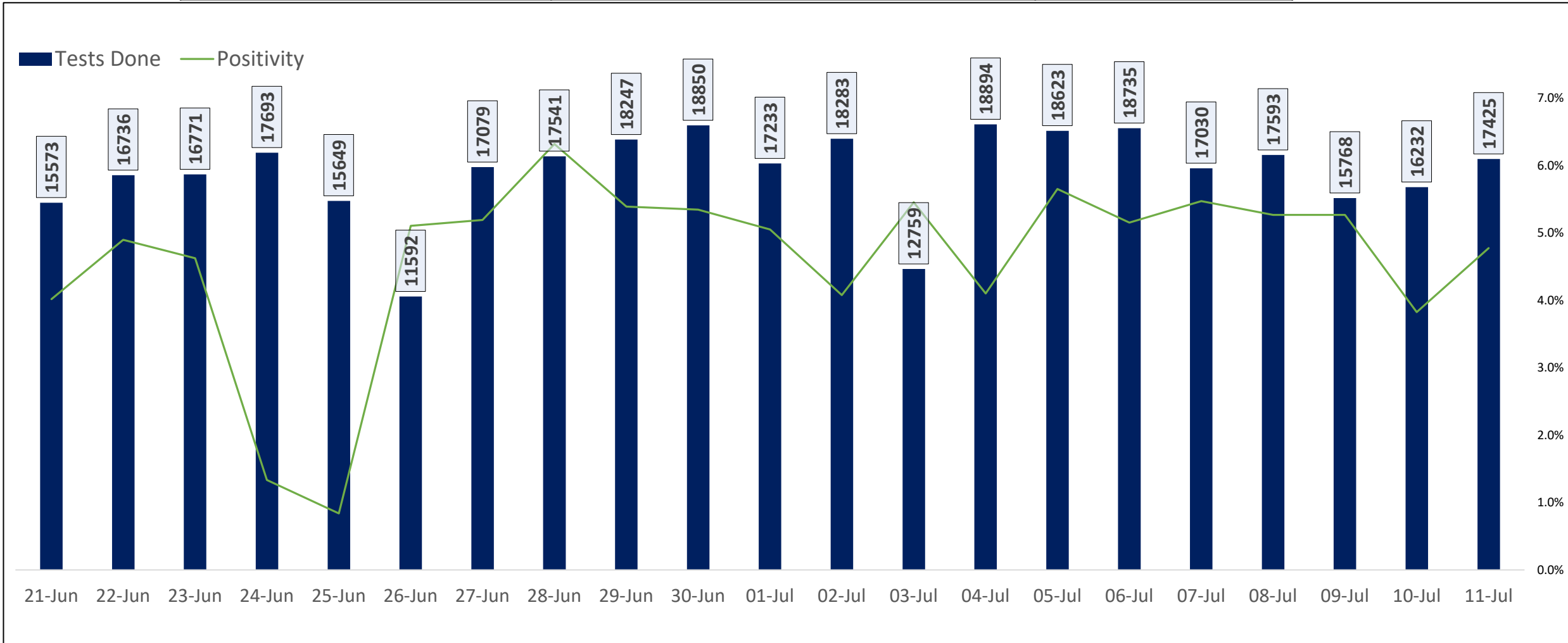




# TESTING TRENDS IN BENGALURU

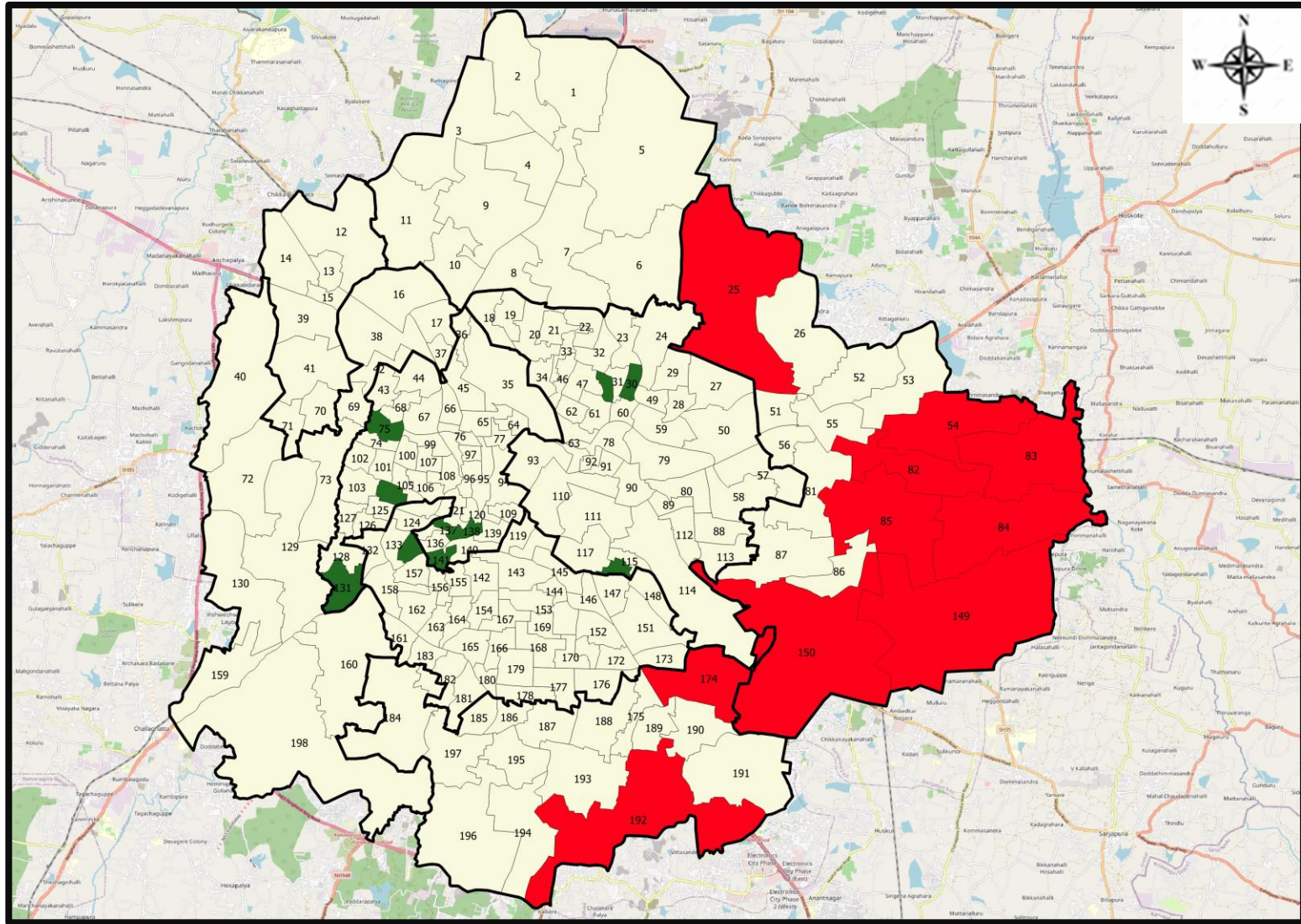


Total Test Conducted Till Date	Test Conducted Last 24 hours	Last 7 Days Average
3,07,26,922	17,425	17,344





# BENGALURU URBAN MAP SHOWING TREND OF POSITIVE CASES IN LAST 7 DAYS



### Top 10 wards reporting highest number of positive cases in last 7 days

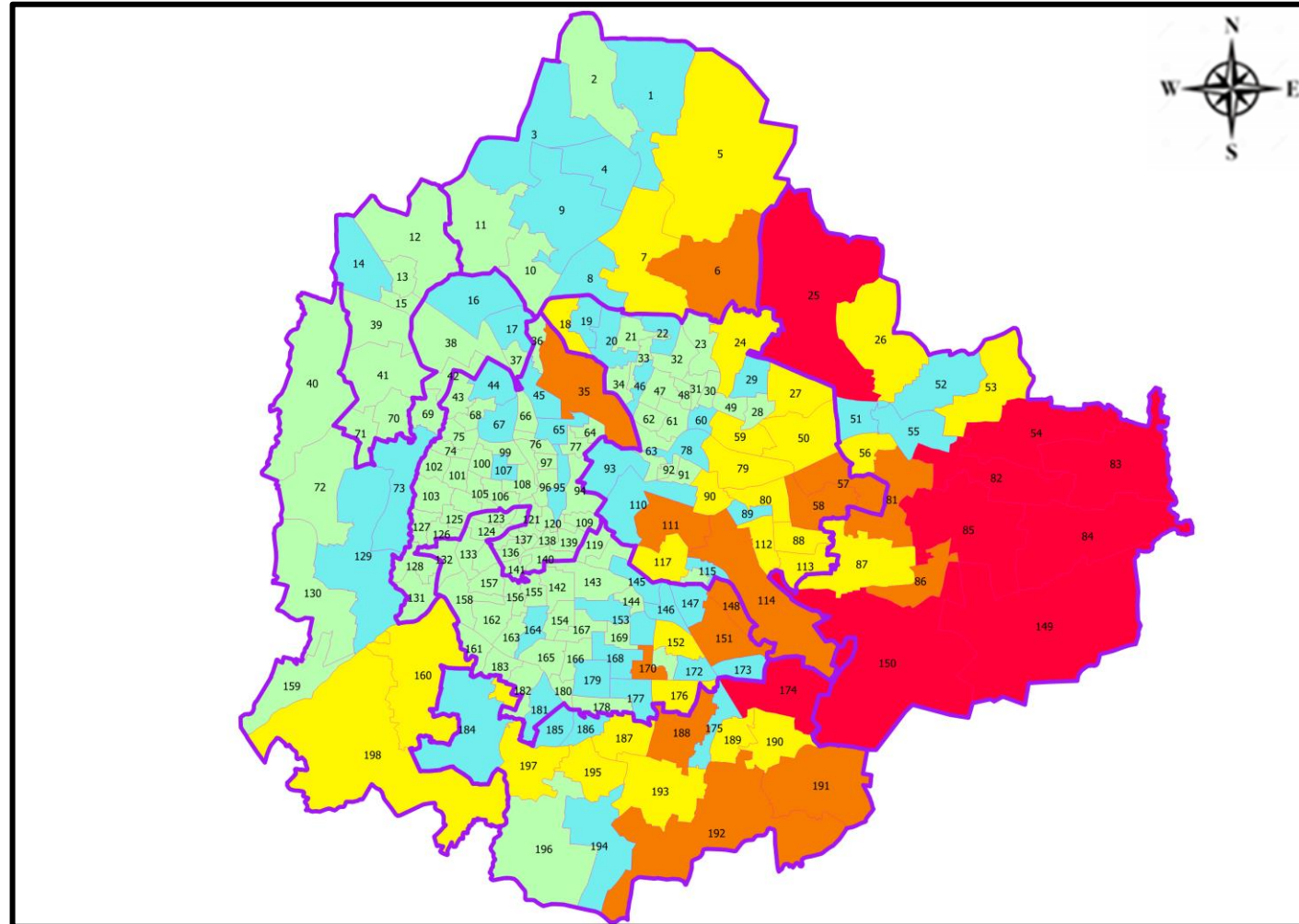
Ward No.	Ward Name	Daily Cases Average
150	Bellanduru	68
83	Kadugodi	39
85	Dodda Nekkundi	37
25	Horamavu	28
149	Varthuru	28
174	HSR Layout	27
54	Hudi	18
84	Hagadur	18
82	Garudachar Palya	16
192	Begur	14







### Top 10 wards reporting least number of positive cases in last 7 days

Ward No.	Ward Name	Daily Cases Average
141	Azad Nagar	0
138	Chalavadipalya	0
137	Rayapura	0
134	Bapuji Nagar	0
131	Nayandahalli	0
116	Nilasandra	0
104	Govindarajanagara	0
75	Shankar Mutt	0
48	Muneshwara Nagar	0
30	Kadugondanahalli	0



# BENGALURU MAP SHOWING INTENSITY OF POSITIVE CASES IN LAST 7 DAYS



-  **Level 1 : 0 to 10 Cases**
-  **Level 2 : 10 to 25 Cases**
-  **Level 3 : 25 to 50 Cases**
-  **Level 4 : 50 to 100 Cases**
-  **Level 5 : More than 100 Cases**
-  **Zone Boundaries**



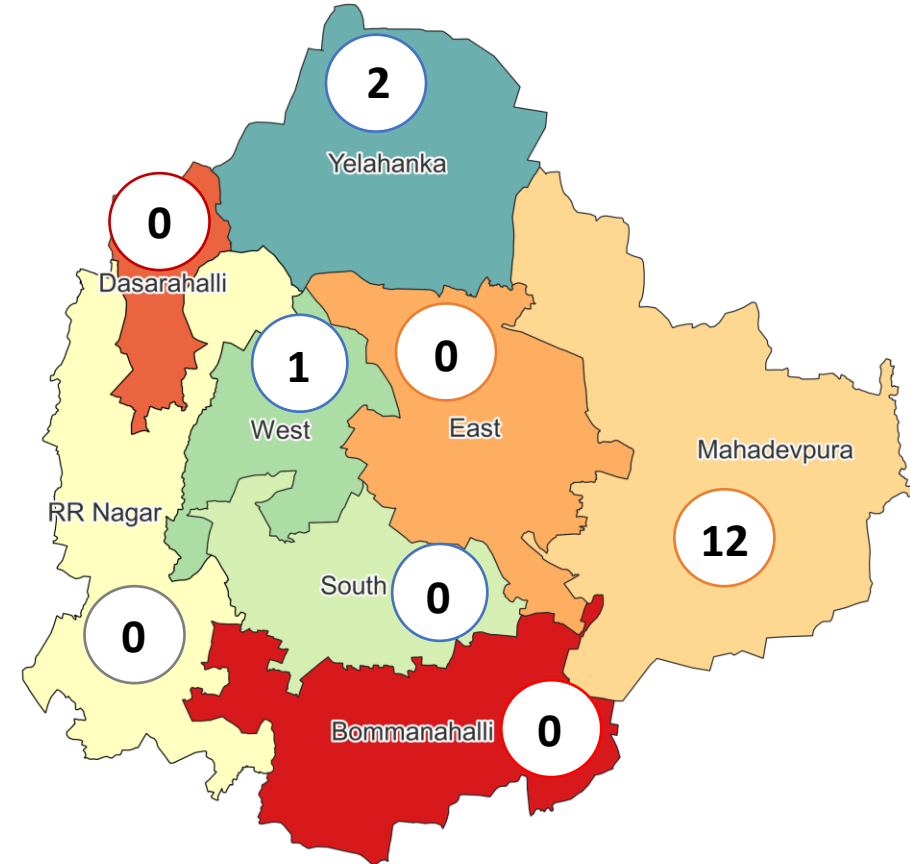


# CLUSTER DETAILS



Zone Name	TOTAL CLUSTERS	Budding Clusters	Clusters	Outbreaks
		Less Than 5 Cases	5 To 14 Cases	More Than 14 Cases
BOMMANAHALLI	0 (-)	0 (-)	0 (-)	0 (-)
DASARAHALLI	0 (-)	0 (-)	0 (-)	0 (-)
EAST	0 (-)	0 (-)	0 (-)	0 (-)
MAHADEVPURA	12 (▼4)	12 (▼4)	0 (-)	0 (-)
RR NAGAR	0 (-)	0 (-)	0 (-)	0 (-)
SOUTH	0 (-)	0 (-)	0 (-)	0 (-)
WEST	1 (-)	0 (-)	1 (-)	0 (-)
YELAHANKHA	2 (-)	2 (-)	0 (-)	0 (-)
<b>TOTAL</b>	<b>15 (▼4)</b>	<b>14 (▼4)</b>	<b>1 (-)</b>	<b>0 (-)</b>

## Total Active Clusters



### Types of Clusters

Zone Name	Apartments/ Villa	Individual House	Hostels/Quarters	Others	Schools/Colleges
BOMMANAHALLI	0 (-)	0 (-)	0 (-)	0 (-)	0 (-)
DASARAHALLI	0 (-)	0 (-)	0 (-)	0 (-)	0 (-)
EAST	0 (-)	0 (-)	0 (-)	0 (-)	0 (-)
MAHADEVPURA	12 (▼4)	0 (-)	0 (-)	0 (-)	0 (-)
RR NAGAR	0 (-)	0 (-)	0 (-)	0 (-)	0 (-)
SOUTH	0 (-)	0 (-)	0 (-)	0 (-)	0 (-)
WEST	1 (-)	0 (-)	0 (-)	0 (-)	0 (-)
YELAHANKHA	2 (-)	0 (-)	0 (-)	0 (-)	0 (-)
<b>TOTAL</b>	<b>15 (▼4)</b>	<b>0 (-)</b>	<b>0 (-)</b>	<b>0 (-)</b>	<b>0 (-)</b>

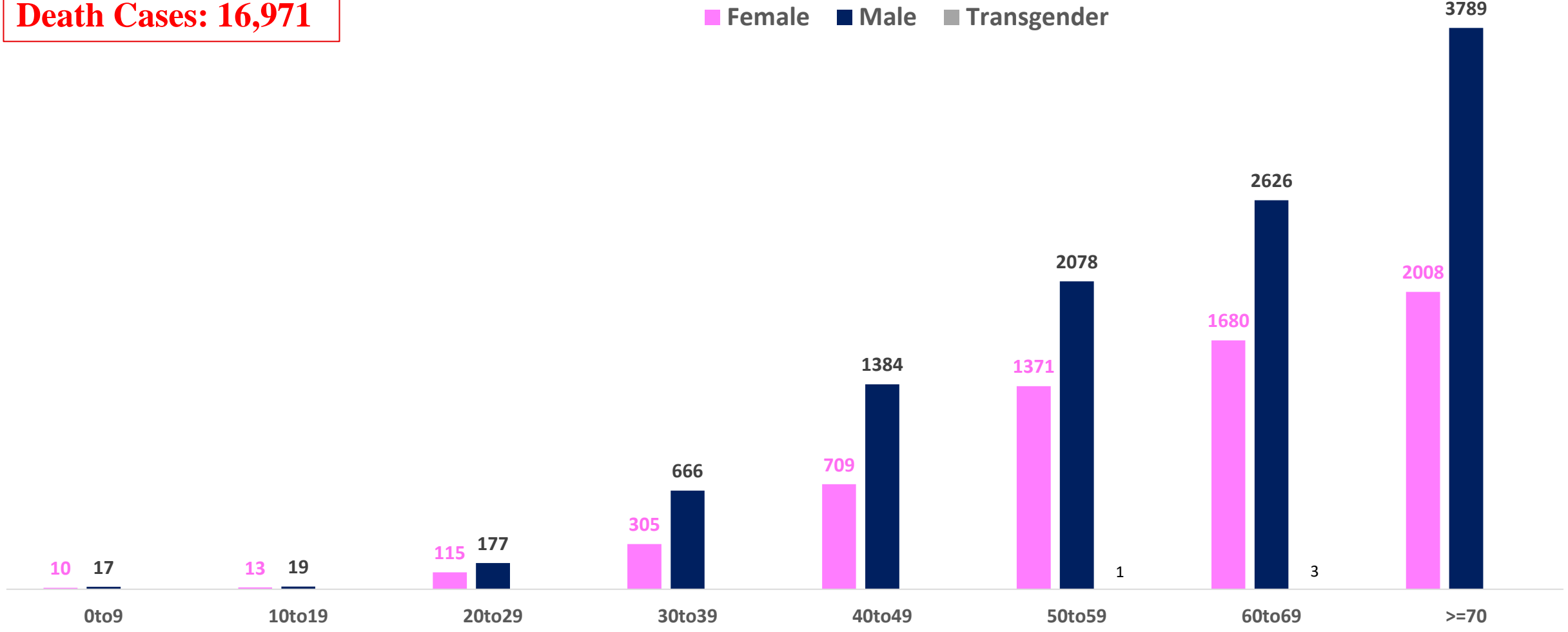
▲▼ : Shows increase and decrease in numbers as compared to previous day



# AGE AND GENDER WISE DISTRIBUTION OF DEATH CASES



**Death Cases: 16,971**





# VACCINATION COVERAGE AS ON 11.07.2022



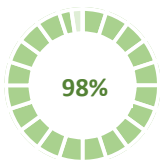
## Total Doses Administered

**1,98,46,726**

▲ 7,052

Total 12-14 years Population : 2.82 Lakhs

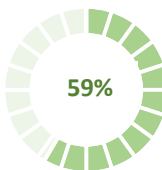
1<sup>ST</sup> DOSE



98%  
2,74,840  
Doses administered

▲ 463

2<sup>ND</sup> DOSE

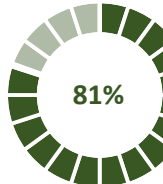


59%  
1,64,760  
Doses administered

▲ 1,421

Total 15-18 years Population : 4.42 Lakhs

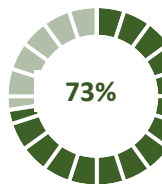
1<sup>ST</sup> DOSE



81%  
3,55,927  
Doses administered

▲ 33

2<sup>ND</sup> DOSE

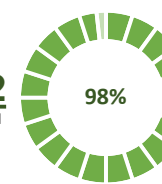


73%  
3,20,572  
Doses administered

▲ 191

Total adult Population : 91.7 Lakhs

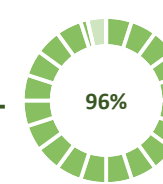
1<sup>ST</sup> DOSE



98%  
90,09,041  
Doses administered

▲ 174

2<sup>ND</sup> DOSE



96%  
88,35,412  
Doses administered

▲ 1,362

## Priority Group\*

Health Care Workers

Dose 1

2,10,349

Doses administered

▲ 2

Dose 2

2,06,984

Doses administered

▲ 9

Frontline Workers

Dose 1

3,81,913

Doses administered

▲ 3

Dose 2

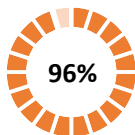
3,73,195

Doses administered

▲ 2

## 45 – 59 Years Coverage

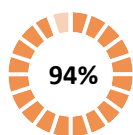
Dose 1



96%  
16,94,677  
Doses administered

▲ 22

Dose 2

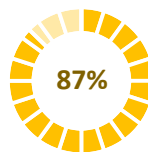


94%  
16,70,925  
Doses administered

▲ 131

## 18 - 44 Years Coverage

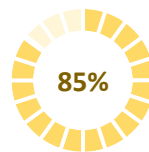
Dose 1



87%  
57,42,018  
Doses administered

▲ 140

Dose 2



85%  
56,20,961  
Doses administered

▲ 1,150

## 60 + Years Coverage

Dose 1



100%  
9,80,084  
Doses administered

▲ 7

Dose 2



100%  
9,63,347  
Doses administered

▲ 70

## PRECAUTION DOSE



8,86,174

Doses administered

▲ 3,408

## PRECAUTION DOSES ADMINISTERED

Health Care Workers

88,658

Booster Doses administered

▲ 349

Front Line Workers

1,17,469

Booster Doses administered

▲ 644

60 + Years Coverage

3,60,964

Booster Doses administered

▲ 578

18 + Years Coverage

3,19,083

Booster Doses administered

▲ 1,837

▲ indicates the increase in last 24 hours



# COVID-19 SCENARIO IN BENGALURU AND OTHER METROPOLITAN CITIES



CITY NAME	Positive Cases	Active Cases	Recovered	Deceased	Vaccine Doses Administered
New Delhi	19,41,015	1,942	19,12,789	26,284	3,53,03,620
Bengaluru*	18,14,349	5,987	17,91,391	16,971	2,28,73,212
Mumbai	11,18,108	3,557	10,94,927	19,624	2,15,40,933
Chennai	7,72,272	6,935	7,56,268	9,069	1,07,69,075
Kolkata	4,47,192	272	4,41,264	5,656	1,04,13,534

Source : <https://dashboard.cowin.gov.in/> at 4:45pm (12.07.2022)  
Source : <https://www.covid19bharat.org/> at 4:45pm(12.07.2022)

\*includes BBMP & Bengaluru Urban



# SNAPSHOT OF COVID-19 CASES IN BENGALURU URBAN



**Total Wards With  
< =10 Cases\* :  
91**

**Tests Conducted  
On 11.07.2022:  
17,425**

**Recovery  
Rate:  
98.73%**

**Total  
Active Cases :  
5,987**

**Total Vaccinated on  
11.07.2022:  
7,052**

**Positivity  
Rate\* :  
5.08%**

**Active  
Rate:  
0.33%**

**Case  
Fatality Rate\* :  
0.02%**



\*Total positive cases In the past 7 days

\*CFR and positivity is for Past 7 days



ಬೃಹತ್ ಬೆಂಗಳೂರು ಮಹಾನಗರ ಪಾಲಿಕೆ  
Bruhat Bengaluru Mahanagara Palike



<b>Download BBMP Bulletin</b>	<a href="https://apps.bbmpgov.in/covid19/mediabulletin.php">https://apps.bbmpgov.in/covid19/mediabulletin.php</a>
<b>For BBMPCovid19 Bed Status:</b>	<a href="https://apps.bbmpgov.in/covid19/en/Bedstatus.php">https://apps.bbmpgov.in/covid19/en/Bedstatus.php</a>
<b>To register for vaccination :</b>	<a href="https://selfregistration.cowin.gov.in/">https://selfregistration.cowin.gov.in/</a>
<b>BBMP COVID19 Dashboard:</b>	<a href="https://apps.bbmpgov.in/covid19/">https://apps.bbmpgov.in/covid19/</a>
<b>Follow us on:</b>	 <a href="http://www.facebook.com/bbmp.comm1/">www.facebook.com/bbmp.comm1/</a>
	 <a href="https://twitter.com/BBMPCOMM">twitter.com/BBMPCOMM</a>

Issued by:

Honorable Chief Commissioner, BBMP  
Special Commissioner Health & IT, BBMP  
MD, Bengaluru Smart City Limited

**THANK YOU !**



75  
Azadi Ka Amrit Mahotsav

Department of Health and Family Welfare

Avail the COVID-19  
Precaution Dose

**SIX MONTHS  
or 26 WEEKS**

after receiving  
Second Dose.

This facility will be available to beneficiaries of  
18 to 59 years in Private and for 60+ years in  
the Government Vaccination Centers.

To register for vaccination, visit  
[www.cowin.gov.in](http://www.cowin.gov.in)

Wear Mask, Follow Physical Distancing, Maintain Hand Hygiene, Avoid Crowded Places, Don't spit in public places, Get yourself voluntarily vaccinated

For more details please call 24X7 Toll-Free Health Helpline 104

Your Health, Our Responsibility.

